

A How-To Guide Secret Be Well



SECRET
Be Well

CLUBSECRET

Why? Seacret Be Well

- Convenience & Privacy of Home
- 24/7, 365 Service
- While Traveling (34 countries)
- Local Language
- Forgotten RX's
- Coverage for Dependents



SEACRET
Be Well

CLUBSEACRET

A How-To Guide

Signing Up For
Seacret Be Well



SEACRET
Be Well

CLUBSEACRET

VACATION for 2 each year for Qualified Members

CLUBSECRET

English Lovleigh

FEEL YOUR BEST

LOOK YOUR BEST

EXPERIENCE YOUR BEST

SEARCH

CLUB SECRET FAVORITES

SKINCARE & NUTRITION

Products

TELEMEDICINE

Be Well

SAVINGS

Daily Deals

Member Benefit Hub

Brand Partners



Telemedicine

Don't travel without Be Well



Member Deals

Save 25% on Freshly

SECRET
Be Well

1. Log into www.clubsecret.com
2. Navigate to Be Well using either the “Feel Your Best” drop down
3. OR
4. Scrolling down the page and selecting

CLUBSECRET

FEEL YOUR BEST

LOOK YOUR BEST

EXPERIENCE YOUR BEST



Be Well Telemedicine

Healthcare virtually wherever you go.

Be Well



Preferred Pricing

On world renowned skincare and nutrition products.

Shop Products

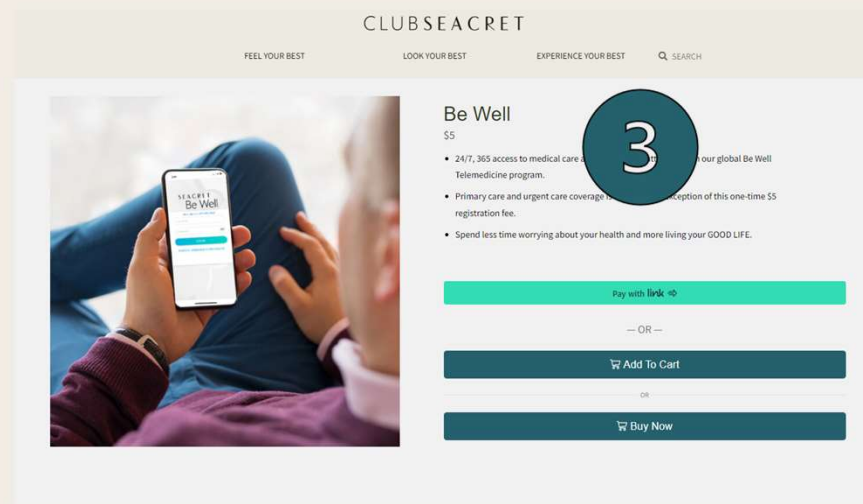
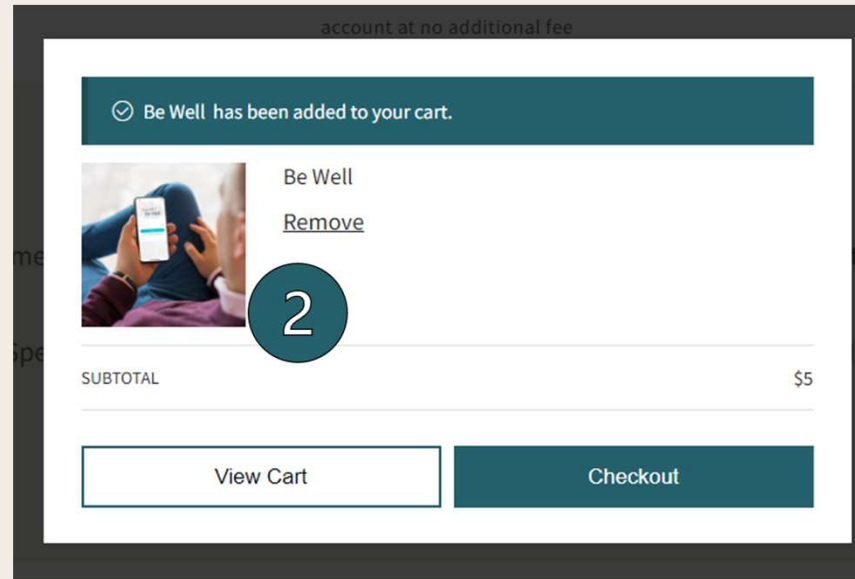
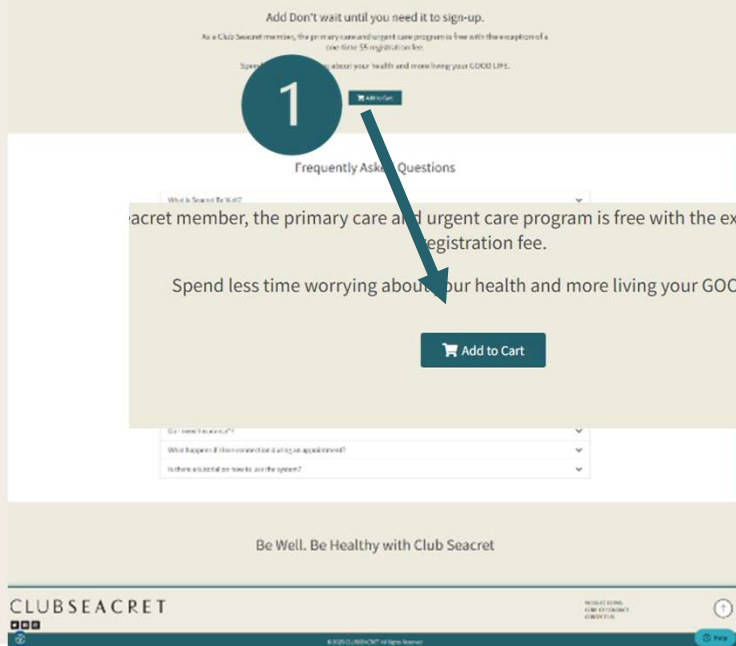
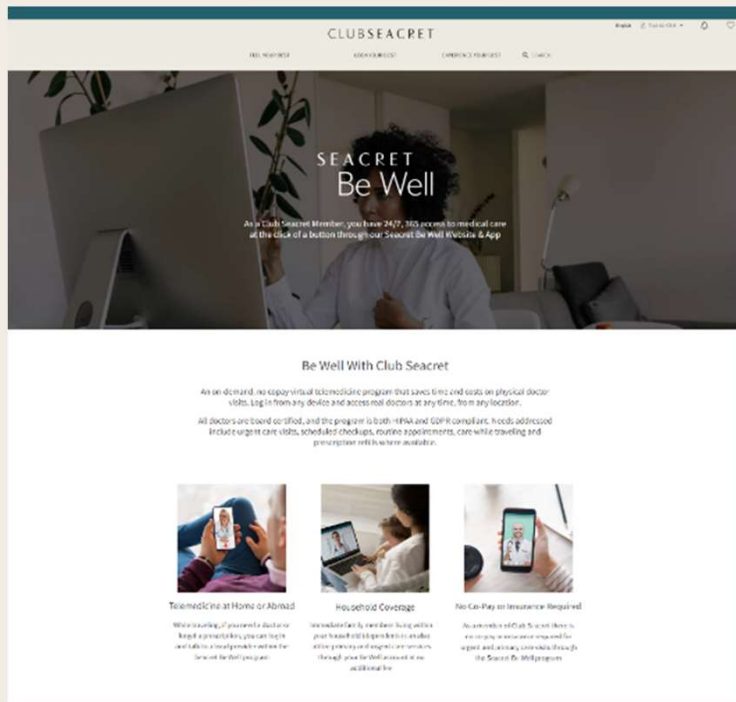


Merchandise

Express yourself with rotating collections.

Shop Now

CLUBSECRET



SECRET Be Well

1. Click “Add to Cart” in the center of the page
2. A pop up will appear
3. The pop up will allow the member to view cart or checkout
4. If the member clicks on the Be Well image, a pop out description will appear.
 - a) The member can add to cart or click buy now


SECRET

FREE SHIPPING on product orders over \$150

English Isabella

CLUBSECRET

FEEL YOUR BEST LOOK YOUR BEST EXPERIENCE YOUR BEST SEARCH

PRODUCT	PRICE	QUANTITY	SUBTOTAL
 Be Well Remove	\$5		\$5

CART TOTALS

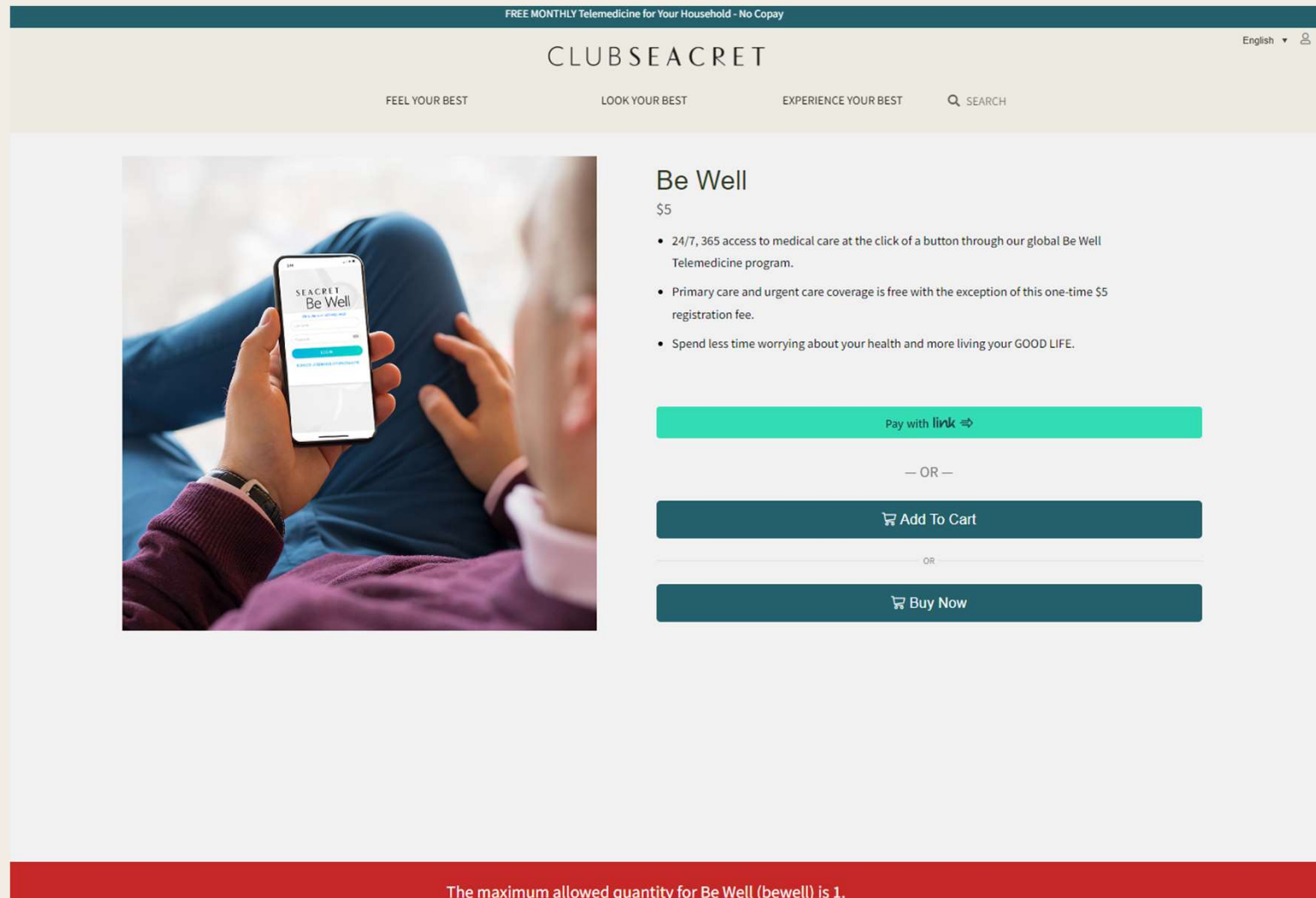
Subtotal	\$5
TOTAL	\$5

Proceed To Checkout →

Coupon code

1. When the member clicks Buy Now or View Cart, they will land on the shopping cart page with Be Well in the cart.
 - a) They can clear their cart or proceed to checkout

Be Well Sign Up – Cart Max Error



FREE MONTHLY Telemedicine for Your Household - No Copay

CLUBSECRET English JF

FEEL YOUR BEST LOOK YOUR BEST EXPERIENCE YOUR BEST SEARCH

Be Well
\$5

- 24/7, 365 access to medical care at the click of a button through our global Be Well Telemedicine program.
- Primary care and urgent care coverage is free with the exception of this one-time \$5 registration fee.
- Spend less time worrying about your health and more living your GOOD LIFE.

Pay with link ⇨

— OR —

Add To Cart

OR

Buy Now

The maximum allowed quantity for Be Well (bewell) is 1.

1. If the member attempts to add Be Well to their cart more than one time, they will see an error message at the bottom of the screen.
 - a) The maximum allowed quantity for Be Well is 1.
2. Member can click Buy Now and move to the shopping cart to complete the transaction or clear their cart

CLUBSECRET

Be Well Sign Up – Billing Details


① The maximum allowed quantity for Be Well (bewell) is 1.

Have a coupon? [Click here to enter your code](#)

1 Billing Details

First name *	Last name *
<input type="text" value="Test"/>	<input type="text" value="AU"/>
Country / Region *	
<input type="text" value="Australia"/>	
Street address *	
<input type="text" value="413 Keys Road"/>	
<input type="text" value="Apartment, suite, unit, etc. (optional)"/>	
Town / City *	
<input type="text" value="Cheltenham"/>	
State / County *	
<input type="text" value="New South Wales"/>	
Postcode / ZIP *	
<input type="text" value="3189"/>	
Phone *	
<input type="text" value="111-111-1111"/>	
Email address *	
<input type="text" value="holcomg8@gmail.com"/>	
Order notes (optional)	
<input type="text" value="Notes about your order, e.g. special notes for delivery."/>	

[Continue To Payment →](#)

YOUR ORDER	
 Be Well × 1	\$5
Subtotal	\$5
TOTAL	\$5

1. The member will need to provide their billing details and credit card information.
2. They will be charged a one time \$5 by Seacret Direct Stripe
3. The email input on the billing page will be where the billing confirmation is sent


① The maximum allowed quantity for Be Well (bewell) is 1.

Have a coupon? [Click here to enter your code](#)

[Buy with !\[\]\(066fd00a512afefb0c0bec9ad5a7bf2c_img.jpg\) Pay](#) [Pay with link !\[\]\(5fc521b97cec0bff76d6780e6ecc46d7_img.jpg\)](#)

— OR —

1 Billing Details

YOUR ORDER	
 Be Well × 1	\$5
Subtotal	\$5
TOTAL	\$5

2 Payment

Credit Card (Stripe)
Pay with your credit card via Stripe.

Card Number *	<input type="text" value="1234 1234 1234 1234"/>
Expiry Date *	<input type="text" value="MM / YY"/>
Card Code (CVC) *	<input type="text" value="CVC"/>

Save payment information to my account for future purchases.

Your personal data will be used to process your order, support your experience throughout this website, and for other purposes described in our [privacy policy](#).

I have read and agree to the [website terms and conditions](#) *

[Place Order](#)


SECRET

Be Well Sign Up – On Screen Confirmation

Your order details:

ORDER NUMBER: #	DATE:	EMAIL:	TOTAL:	PAYMENT METHOD:
				Credit Card (Stripe)

Order #10681 was placed on 10-Apr

PRODUCT	TOTAL
 Be Well × 1	\$5 (ex. tax)
Subtotal:	\$5 (ex. tax)
Payment method:	Credit Card (Stripe)
TOTAL:	\$5

BILLING ADDRESS

Gerri Holcomb
16224 STILLHOUSE HOLLOW CT
Prosper, TX 75078
2142827880
holcomg8@gmail.com

[Go To My Account](#)



Congratulations! You are successfully registered for Be Well. Please check your inbox / spam folder for instructions on how to set your password and complete your account set up.

1. Upon successful payment, the member should see a pop up that tells them to check their email for instructions on how to complete their Be Well account set up

CLUBSECRET

Be Well Sign Up – Billing Confirmation

1. Upon a successful signup, the member will receive the billing confirmation email at the email address they input on the billing screen
2. The member will also receive an email from Be Well instructing them how to complete their account information and how to log into Be Well


CLUBSECRET

Order #10681.

Hi Gerri, Thank you for your purchase.

We are processing your order.

1 [VIEW YOUR ORDER](#)

 Be Well
Quantity: 1 \$5 (ex. tax)


Payment Method	Subtotal	\$5 (ex. tax)
Credit Card (Stripe)	Total	\$5

Shipment Method

Note

Billing Address Shipping Address

#ClubSecret



Welcome to Seacret Be Well

2

Seacret Be Well enables you to conduct a virtual visit with a doctor anytime, anywhere, from any place using any device. Our doctors are available to 24/7 to help assist you.

[Go to login page →](#)

The link is valid for 30 days, after 30 days please reset your password on the Seacret Be Well login screen to activate your account.

Get Started : Follow These Steps

CLUBSECRET

HINT: Be sure to check Spam or Junk folders for this email

Once your membership is verified and payment confirmed, you will be entered into the system and receive a Welcome Email at the address provided on the form.

You will need to login within 30 days or your account will go dormant.

You do not need to schedule a visit, but this will keep your account active.



Welcome to Seacret Be Well

Seacret Be Well enables you to conduct a virtual visit with a doctor anytime, anywhere, from any place using any device. Our doctors are available to 24/7 to help assist you.

[Go to login page →](#)

The link is valid for 30 days, after 30 days please reset your password on the Seacret Be Well login screen to activate your account.

Get Started : Follow These Steps

CLUBSEACRET

If you have not received a Welcome Email after 3 Business Days or have an URGENT need, please email us at ClubSeacret@SeacretDirect.com

Include your Name, Member ID and date the payment was processed on your card.

CLUBSEACRET

A How-To Guide

Accessing Your
Seacret Be Well
Account



SEACRET
Be Well

CLUBSEACRET

SECRET Be Well

SECRET
Be Well

Clinic Phone: [+18776809622](tel:+18776809622)

Login

Login into your account


Username
Seacretpatient

Password

Log In

[FORGOT PASSWORD](#)

Don't have a patient account? [Sign Up Here](#)



1. Navigate to [Welcome to Secret Be Well \(caredix.com\)](https://www.caredix.com)
2. OR download the Be Well App



3. Login with the information provided in your Welcome Email

CLUBSECRET

A How-To Guide

Resetting Your
Secret Be Well
Password



SECRET
Be Well

CLUBSECRET

1. Navigate to the Seacret Be Well Login Page (seacret.carelix.com) and Click “Forgot Password”

2. Enter the Email Address You Registered with and Click in the Date of Birth Field

3. Click on the Current Month Between the Arrows

4. Click on the Current Year Between the Arrows

SEACRET Be Well

Login
Login into your account

Username
Seacretpatient

Password

Log In

CHECK ELIGIBILITY **FORGOT PASSWORD**

Forgot password?
Enter your Email below and we'll send you password reset instructions

E-mail
seacretpatient@yahoo.com

Date of Birth

Reset

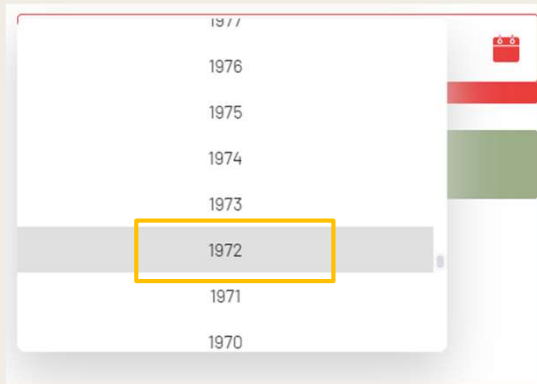
< August 2021 >

S	M	T	W	T	F	S
	1	2	3	4	5	6
7	8	9	10	11	12	13
14	15	16	17	18	19	20
21	22	23	24	25	26	27
28	29	30	31			

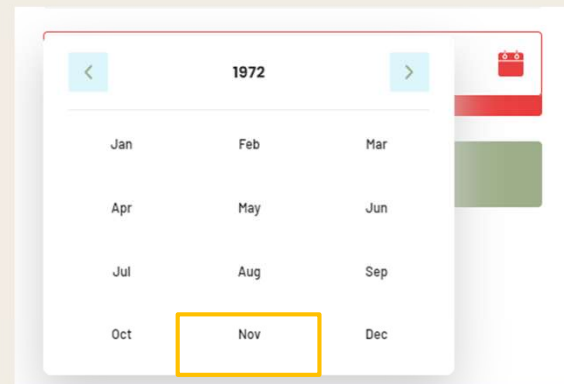
< 2021 >

Jan	Feb	Mar
Apr	May	Jun
Jul	Aug	Sep
Oct	Nov	Dec

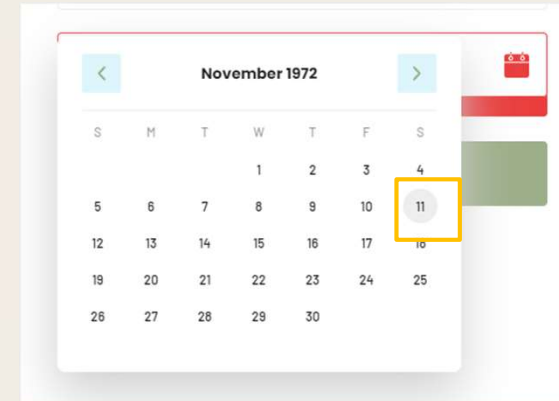
5. Scroll and Select Your Birth Year



6. Select Your Birth Month



7. Select Your Birth Day



8. Click Reset

Forgot password?
Enter your Email below and we'll send you password reset instructions

E-mail
seacretpatient@seacret.com

Date of Birth
November 11, 1972

Reset

[Back To Login Page](#)

SECRET Be Well



An Email Containing a Password Reset will Arrive from CareClix

Your Username will be at the Top of the Email

The Email will Prompt you Login

Select the Login Button on the Email

Your Username and Temporary Password will Auto Populate

After you Login, Go to “My Profile” and then “Account Settings” to Change your Password

Please Bookmark or Star the Seacret Be Well [Login Page](#) to Access the Platform at Any Time

CLUBSECRET

A How-To Guide

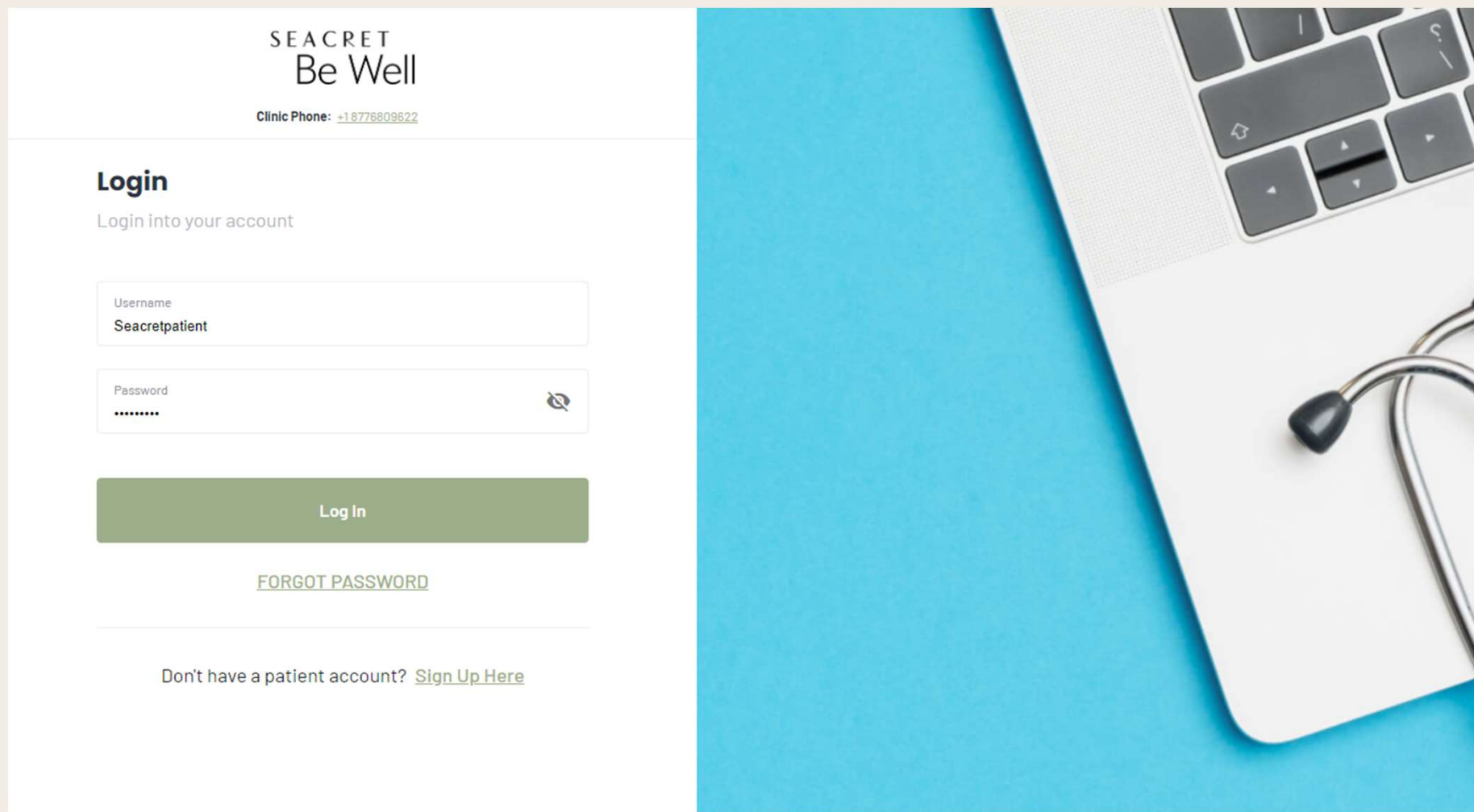
Adding Dependents



SECRET
Be Well

CLUBSECRET

SEACRET Be Well



SEACRET
Be Well

Clinic Phone: [+18776809622](tel:+18776809622)

Login

Login into your account

Username
Seacretpatient

Password
.....

Log In

[FORGOT PASSWORD](#)


Don't have a patient account? [Sign Up Here](#)

1. Navigate to [Welcome to Seacret Be Well \(caredix.com\)](https://www.caredix.com)
 2. Login with the information provided in your Welcome Email
- (This function is only available online at this time.)

CLUBSEACRET

The screenshot shows the patient portal for SEACRET Be Well. At the top left, the logo and clinic phone number (+18776809622) are displayed. Below this is a user profile card for 'Mr. Seacret Patient' with Clinic ID: seacret. A navigation menu on the left includes Home, Appointments, Book Appointments, Messages, and My Profile (highlighted with a yellow box). Below the menu is a 'Get mobile app' section with icons for the App Store and Google Play. At the bottom left, there is a language selector set to 'EN' and a 'Log out' button. The main content area features a greeting: 'Hi Mr. Seacret Patient, Good Afternoon!' and an 'URGENT CARE' button. The primary section is 'Book appointment', which includes a search bar and three filters: 'Choose Type of Provider' (Primary Care selected), 'Select Location' (Country and State dropdowns), and 'Appointment Time' (Anytime selected, with options for Choose Time and Now). Below this are three summary cards: 'Appointment' (no pending or confirmed appointments), 'Patient records' (no RPM records), and 'Last Message' (no messages).

1. Navigate to My Profile

 **Mr. Seacret Patient**
Clinic ID: seacret

- Home
- Appointments
- Book Appointments
- Messages
- My Profile**


Get mobile app




Language  EN


Log out 


My Profile

 **Mr. Seacret Patient**
seacretpatient

 Profile Info

 Preferred Pharmacy

 Clinic info

 Medical history >

 Clinic Questionnaire

 Account Settings

 Dependents

 Payment Settings

Personal

Username
seacretpatient

First name
Seacret

Date of Birth
02/04/1930

Gender
 Male Female Other Unidentified

Height Height Unit
In

Contact

Country code
United States (+1)

1. Select Dependents

Registered Jun 25, 2021 Updated Mar 27, 2022

Dependent

Active Dependent Non-Active Dependent

Full name	Relation	Date of Birth	Gender	
Test Tester	Spouse	September 22, 1942	Female	...

Create Dependent

Creating Dependent

Relation Date of Birth

Username E-mail

First name Last name

Contact phone type Country code

Phone number Country United States

State Virginia City Alexandria

Street 123 st ZIP-code 12312

Gender
 Male Female Other Unidentified

Cancel Create

1. Click Create Dependent
 2. Enter Dependent Information
 3. Click Create
 4. Repeat for up to 3 Dependents
- If you have more than 3, you will need to call +1 855-227-3259 for them to be added manually.

A How-To Guide

Booking an Appointment on a computer



SECRET
Be Well

CLUBSECRET

SEACRET Be Well

SEACRET
Be Well

Clinic Phone: [+18776809622](tel:+18776809622)

Login

Login into your account


Username
Seacretpatient

Password
.....

Log In

[FORGOT PASSWORD](#)

Don't have a patient account? [Sign Up Here](#)



1. Navigate to [Welcome to Seacret Be Well \(caredix.com\)](https://www.caredix.com)
 2. Login with the information provided in your Welcome Email
- (This function is only available online at this time.)

CLUBSEACRET

SEACRET Be Well
Clinic Phone: +18776809622

Mr. Seacret Patient
Clinic ID: seacret

Home
Appointments
Book Appointments
Messages
My Profile

Get mobile app

Language EN

Log out

Hi Mr. Seacret Patient,
Good Morning!

Book appointment Search

Choose Type of Provider
 Primary Care

Select Location
Select Country
Select State

Appointment Time
 Choose Time
 Anytime
 Now

Appointment See more
You don't have pending or confirmed appointments

Patient records See more
You don't have RPM records

Last Message See more
You don't have messages

URGENT CARE

1. If you need to be seen as soon as possible, simply select the Urgent Care Button.
2. This service is available 7 days a week 24 hours a day.

Hi Mr. Seacret Patient,
Good Morning!

Book appointment

Choose Type of Provider

Primary Care

Select Location

United States

Texas

Urgent Care

Type of provider

Primary Care

Select Location

Select Country

United States

Select State

Texas

I book appointment for

Myself Dependent

Cancel

Continue →

1. Enter your location at the time of service.
2. Enter if this appointment is for you or your Dependent.
3. Click Continue.

Appointment URGENT CARE

1 Confirm new details 2 Details of appointment 3 Consent

Confirm your contact information and preferred pharmacy

Seacret Patient

First name Seacret	Last name Patient
Date of Birth 02/04/1930	
Height <input type="text"/>	Height Unit In
Weight <input type="text"/>	Weight Unit Lb
Country code United States (+1)	Phone number +1 1231231231
E-mail seacretpatient@seacret.com	Country United States
State Texas	City Prosper
Street 123 st	ZIP-code 75078

Add Preferred Pharmacy

No pharmacies.

Cancel

1. Confirm your contact information and click update if you change anything.
2. Add the pharmacy details if you know them and/or hit continue.
3. Start by typing in the address of the Pharmacy.

1. Select if you want video or a call
2. Select Reason for Visit as Other
3. Type in Reason
4. Click continue

The screenshot shows a mobile application interface for appointment details. At the top, there are two progress indicators: '2 Details of appointment' and '3 Consent'. The main content area is divided into two sections. The first section, 'Select Type of Visit', contains two options: 'Video' (a green button with a camera icon and a checkmark) and 'Phone' (a white button with a phone icon). An orange arrow labeled '1' points to the 'Video' button. The second section, 'Select reason for visit', contains a dropdown menu with 'Other' selected and a text input field labeled 'Type your own reason for visit'. An orange arrow labeled '2' points to the dropdown menu. At the bottom right, there are two buttons: 'Cancel' and 'Continue' (with a right-pointing arrow).

1. Accept Terms
2. Click continue
3. Your confirmation will appear
4. Click Go to Waiting Room
5. The doctor will arrive shortly or you will receive additional information as to next steps

A screenshot of a web form with a progress bar at the top. The progress bar has two steps: 'Details of appointment' (completed, marked with a green checkmark) and 'Consent' (current step, marked with a green circle containing the number 3). Below the progress bar, there is a white box containing two lines of text, each preceded by a green checkmark: 'I accept the Terms and Conditions' and 'Please accept the Consent to services'. The box is highlighted with a yellow border.

A confirmation message displayed on a mobile device. At the top, there is a green circular icon with a white checkmark. Below the icon, the text reads: 'Your appointment has been requested successfully!'. Underneath, there are three paragraphs of text: 'The next available provider will contact you as soon as possible, you will be routed to the Waiting Room.', 'Please note, you will have to be in the waiting room for the provider to admit you in the Exam Room. Do not refresh your browser.', and 'If you experience any issues or need to change or cancel your visit, please call +1-855-227-3259.'. Below the text is a section titled 'My booking info' with a chevron icon. It contains two items: 'Date' (Tuesday, June 21st 2022, 9:26 am) and 'Appointment type' (Video). At the bottom, there is a green button with the text 'Go To Waiting Room', which is highlighted with a yellow border.

SECRET
Be Well

CLUBSECRET